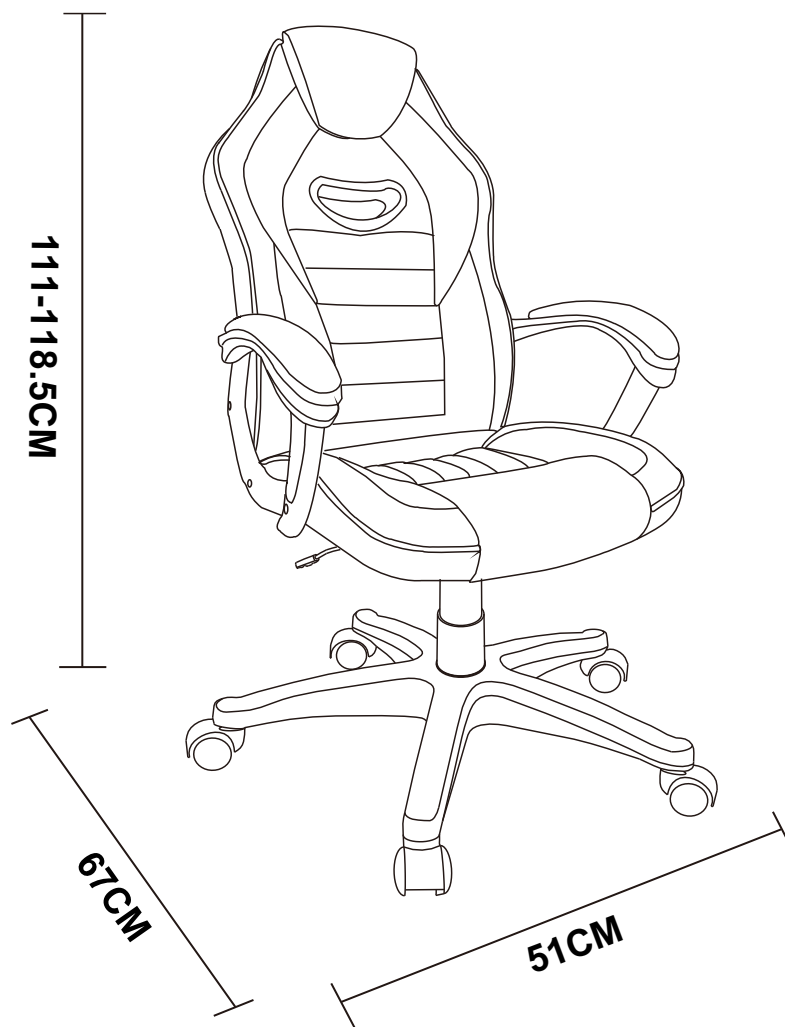


WORK SPACE[®]

RACER CHAIR



INSTRUCTION MANUAL



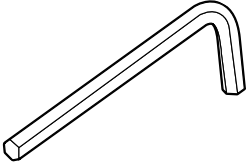
The Maximum Weight for this product is 120 kgs

AFTER SALES SUPPORT



(NZ) 0800 422 274

Assembly Details

<p>10 MIN</p> <p>APPROXIMATE ASSEMBLY</p>	 <p>2 Persons Assembly</p>	<p>Floor Area 2m x 2m</p>  <p>REQUIRED ASSEMBLY SPACE</p>
 <p>allen key</p>		

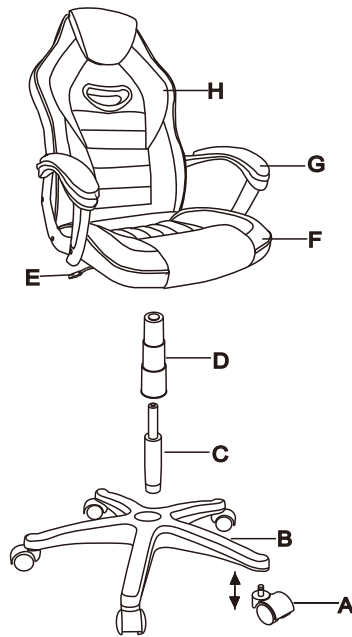
Tips before you start

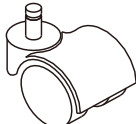
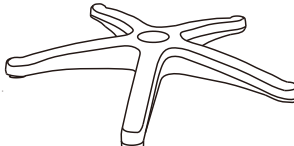
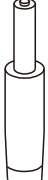
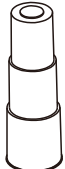
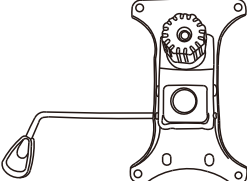

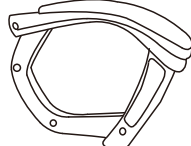





- 1 For the protection of your furniture, we recommend that the product is placed on a protected surface during assembly to prevent any damage
- 2 Please check that all parts are present before you start the assembly of your furniture.
- 3 For ease and speed of assembly, we recommend that you identify all the parts required for each step before commencing with assembly.
- 4 For larger items, please ensure that you have sufficient space and people (as indicated on page 1) to assemble your product safely.
- 5 We recommend that, where possible, all items are assembled near to the area in which they will be placed in use, to avoid moving the product unnecessarily.
- 6 During assembly please take care not to over-tighten hardware, as this may damage the product. Do not use power tools.
- 7 Always place the product on a steady and stable surface.
- 8 Do not stand on the product. Do not use the product as a stepladder.
- 9 This product is intended for indoor, household use only as it is a non-industrial product.
- 10 Please use caution and care when lifting the product to avoid personal injury and/or product damage.

Care and maintenance

- ✓ Please periodically check all things and re-tighten as necessary.
- ✓ To clean your item, please use a damp cloth and wipe clean.
- ✓ Never allow any kind of liquid to remain on your furniture.
- ✓ Absorption can cause wood to warp or finishes to de-laminate.
- ✓ Please do not place hot items (eg. Hot drinks) directly on to the surface.
- ✓ Please do not drag and pull your furniture.

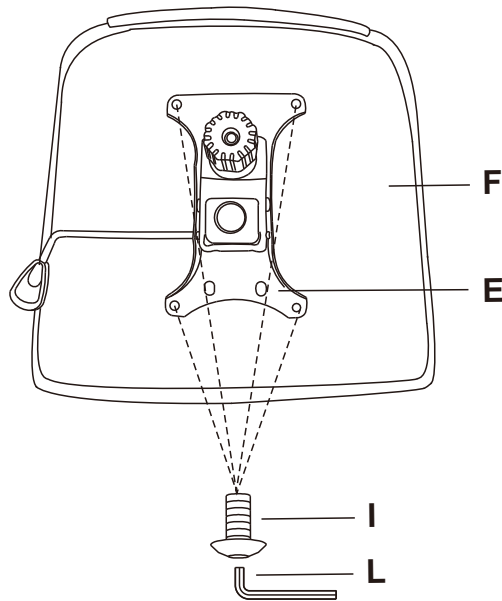
Part Name





A  5PCS	B  1PC		
C  1PC	D  1PC		
E  1PC	F  1PC		
G  2PCS	H  1PC		
I M6×20mm  8PCS	J M6×30mm  4PCS	K  8PCS	L M5  1PC

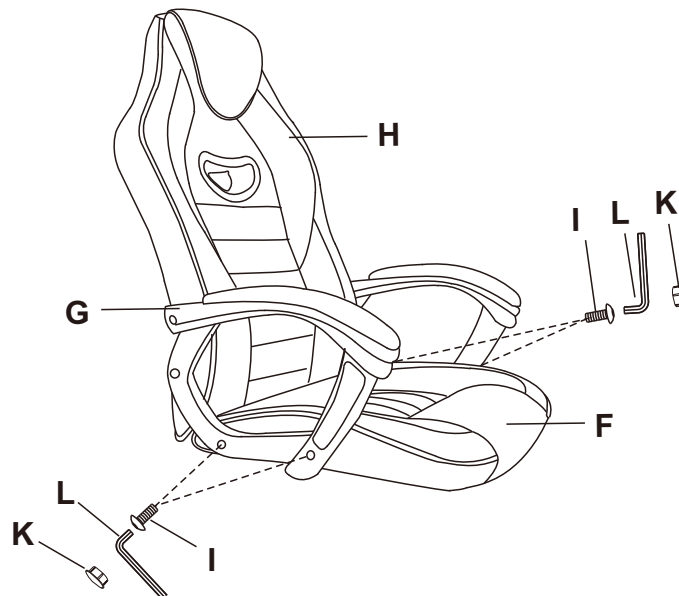
Assembly




1.



I	M6×20mm	L	M5
			
	4 PCS		1 PC

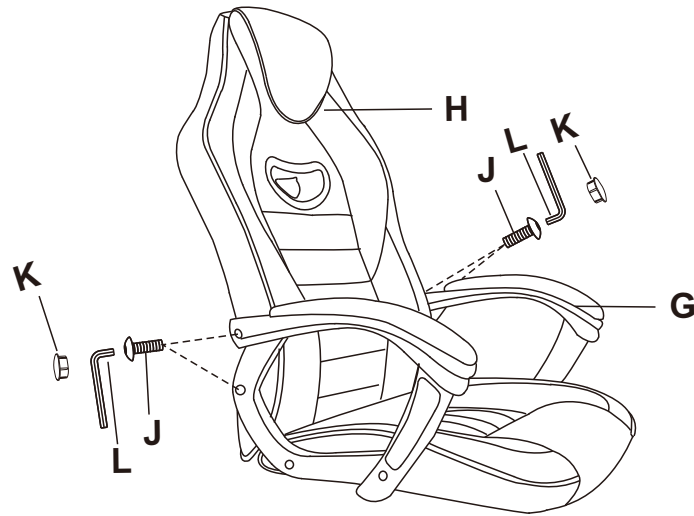
2.






I	M6×20mm	K		L	M5
					
	4 PCS		4 PCS		1 PC

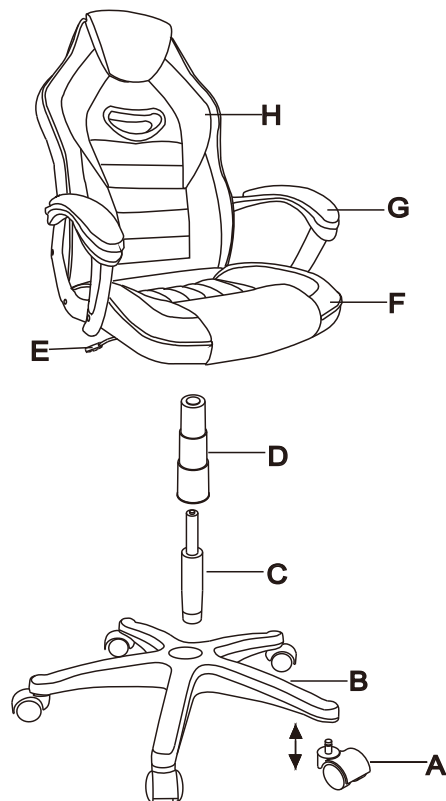
Assembly

3.



J	M6×30mm	K		L	M5
					
	4PCS		4PCS		1PC

4.





WORK
SPACE®

Warranty

We pride ourselves on producing a range of quality products that are both packed with features and completely reliable. We are so confident in our products, we back them up with a two year warranty. Now you too can relax knowing that you are covered.

Customer Helpline NZ: 0800 422 274
This product is covered by two year warranty when accompanied by proof of purchase.