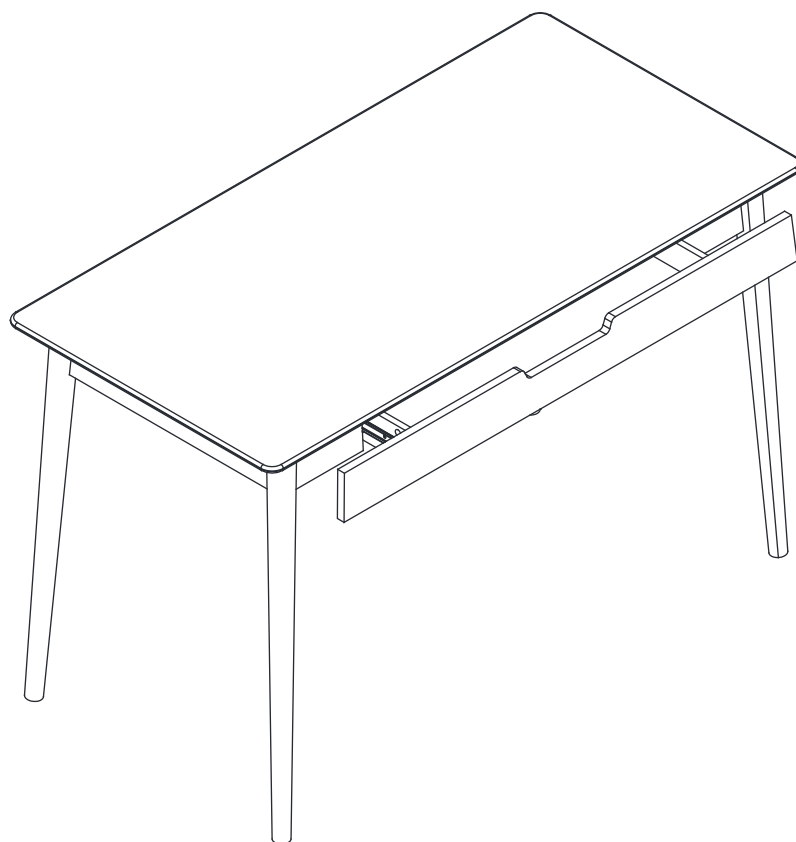


ASSEMBLY INSTRUCTION

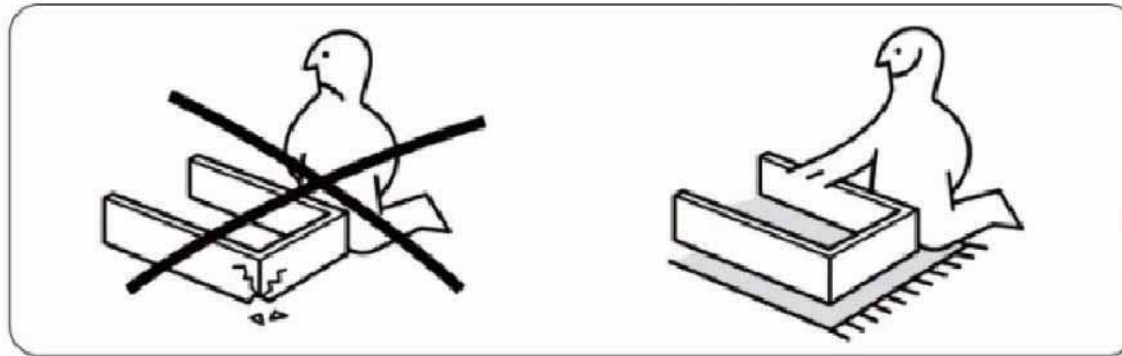
Workspace Haan Desk



Important
Estimated Assemble Time: 15min

⚠ TWO PEOPLE ARE RECOMMENDED FOR THE ASSEMBLY OF THIS PRODUCT

Assemble Item On A Clean Flat Surface



Please check you have all hardware before assembling.

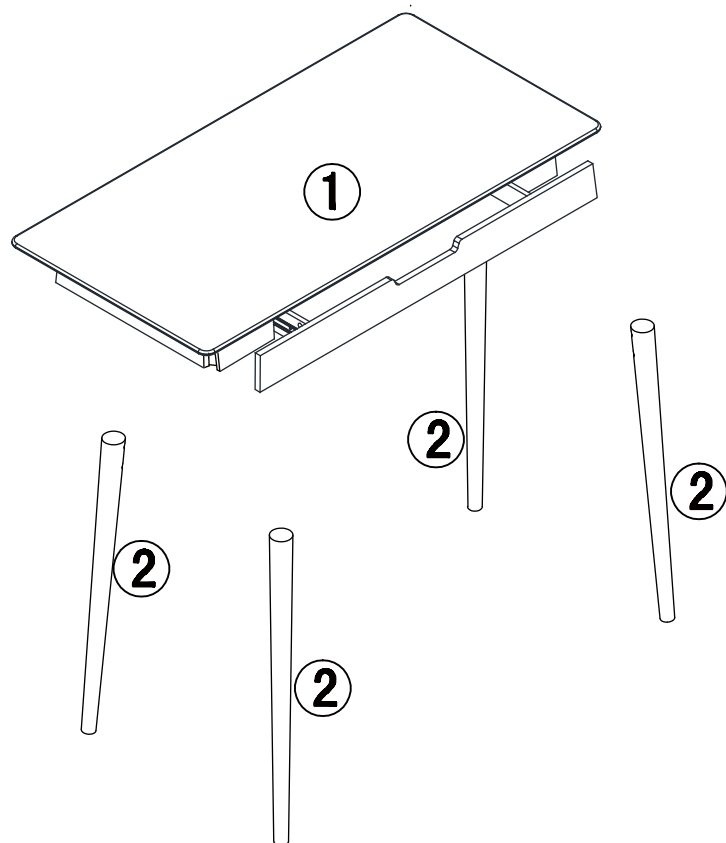
If you are missing any hardware from the hardware list please email our customer service at

MAIL: customerservice@jasperj.co.nz

Please ensure you have the name of item, store purchase from, hardware part required and quantity .

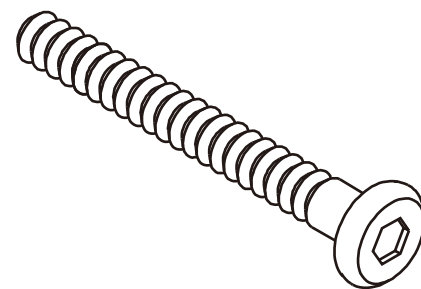
Please retain your receipt for proof of purchase to validate warranty. Enjoy your new purchase.

Panel List



Hardware List

A



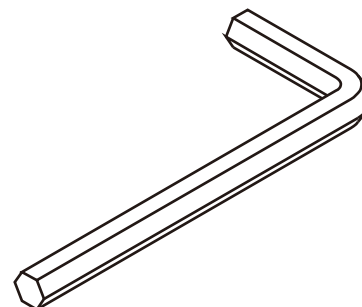
Ø8x60mm
8pcs

B



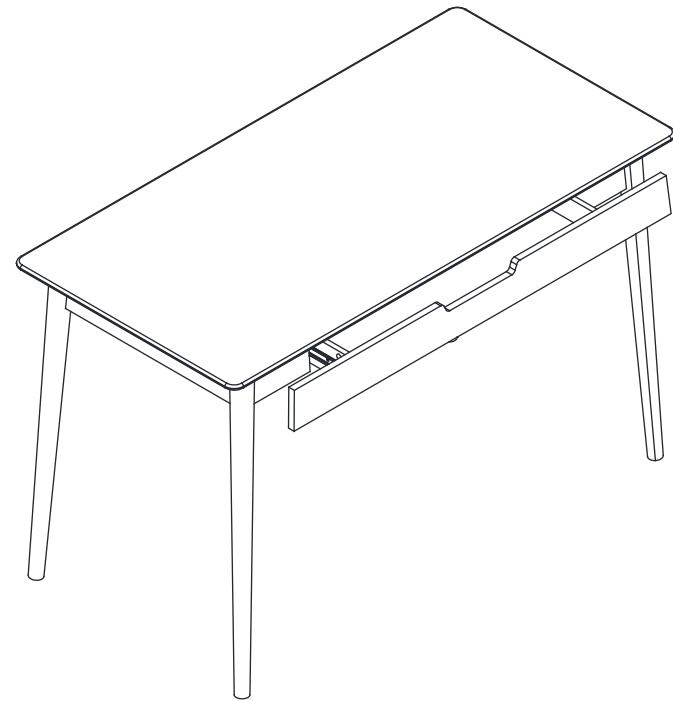
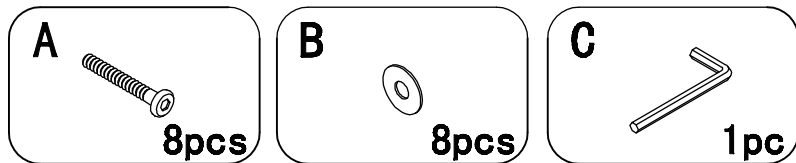
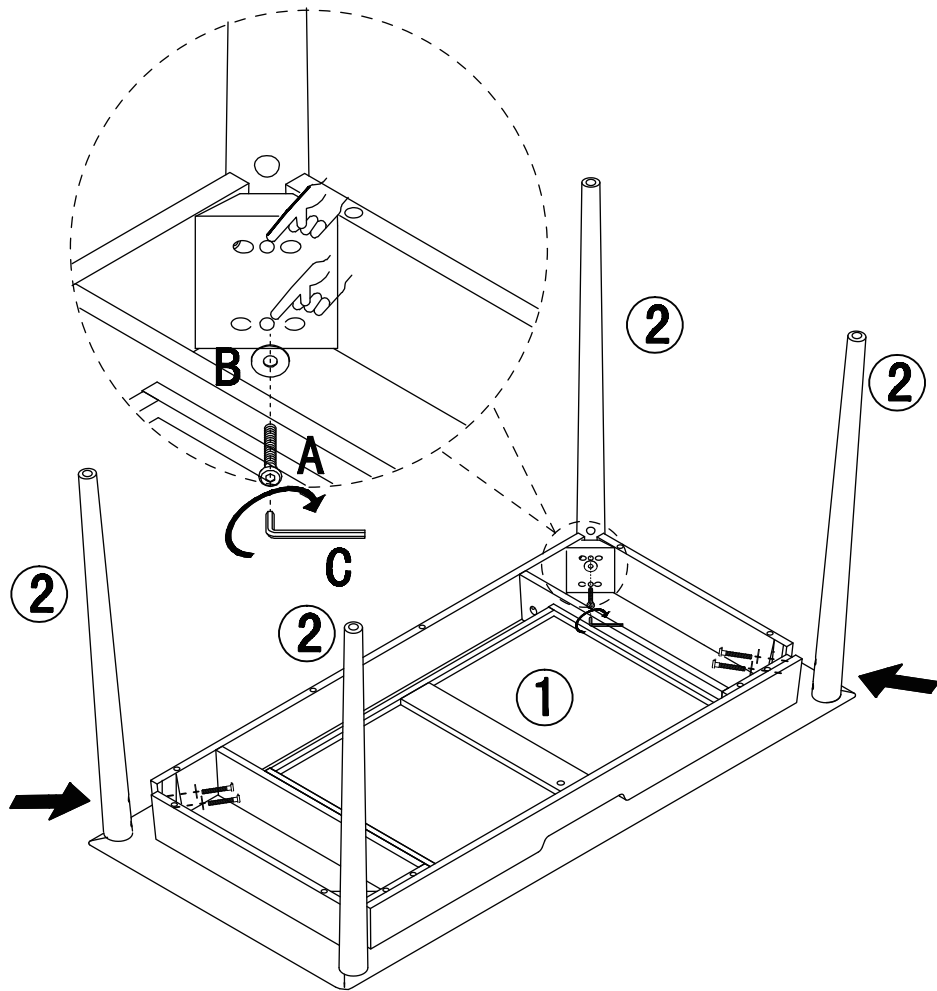
Ø8x22mm
8pcs

C



M5
1pc

Step 1



**Your Haan Desk
is now complete ready for use.**

Care Instructions — Wooden furniture

Wooden Furniture

All timber and veneer surfaces will change colour and oxidize over time. New furniture will initially vary in shade from items that have been previously purchased.

Care for wooden furniture

- Avoid placing your wooden furniture in direct sunlight.
- Use coasters, placemats, and tablecloths to protect furniture during use.
- Lift and place items to reduce any sliding friction across furniture surfaces.
- Rotate placement and accessories on the furniture to avoid any permanent marks from forming on the wood.
- Clean furniture regularly with a dampened soft cloth.
- Dry all water spots on the surface with another clean soft cloth to prevent any permanent marks from forming on the wood.
- Dust your wooden furniture regularly to prevent any dirt from accumulating.

Safety instruction

- Exercise care when moving furniture as careless handling may cause injury and damage.
- Never drag furniture. Always lift it.
- Periodically check all fixtures to ensure none have come loose. Re-tighten as and when necessary.
- Incorrect assembly of furniture can be dangerous. Assembly should be carried out by competent persons.
- No liability will be accepted for damage or injury caused by incorrect assembled furniture.

Heavy item warning

Take care and seek assistance when lifting heavy furniture to avoid personal injury and or damage to the product.