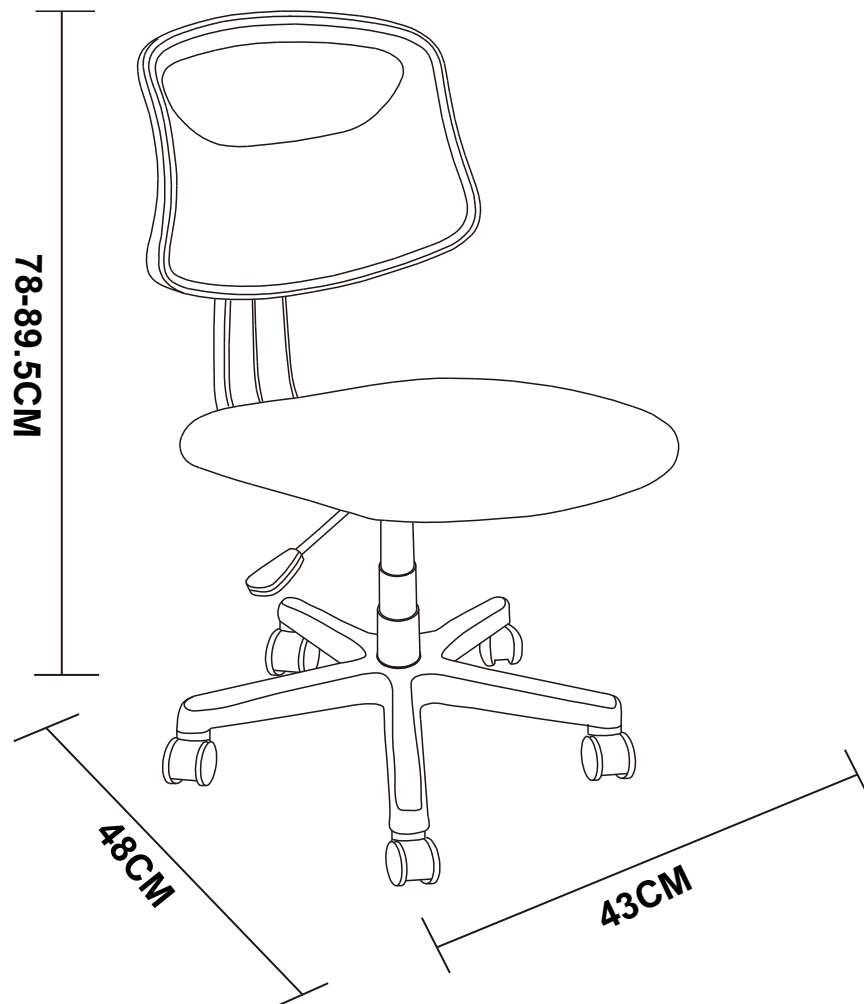




## SAM CHAIR



## INSTRUCTION MANUAL



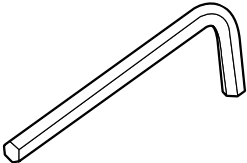
The Maximum Weight for this product is 120 kgs

AFTER SALES SUPPORT



(NZ) 0800 422 274

# Assembly Details

<div>10 MIN</div> <div>APPROXIMATE ASSEMBLY</div>	<div>1 PERSON ASSEMBLY</div> <div></div>	<div>FLOOR AREA 1.5Mx1.5M</div> <div></div> <div>REQUIRED ASSEMBLY SPACE</div>
<div></div> <div>allen key</div>		

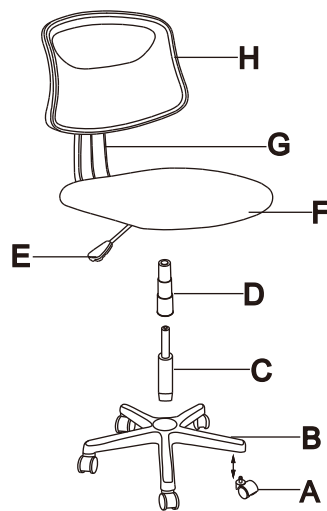
## Tips before you start

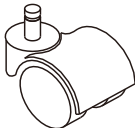



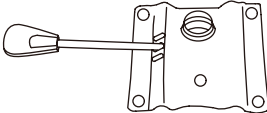





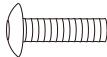





- 1 For the protection of your furniture, we recommend that the product is placed on a protected surface during assembly to prevent any damage
- 2 Please check that all parts are present before you start the assembly of your furniture.
- 3 For ease and speed of assembly, we recommend that you identify all the parts required for each step before commencing with assembly.
- 4 For larger items, please ensure that you have sufficient space and people (as indicated on page 1) to assemble your product safely.
- 5 We recommend that, where possible, all items are assembled near to the area in which they will be placed in use, to avoid moving the product unnecessarily.
- 6 During assembly please take care not to over-tighten hardware, as this may damage the product. Do not use power tools.
- 7 Always place the product on a steady and stable surface.
- 8 Do not stand on the product. Do not use the product as a stepladder.
- 9 This product is intended for indoor, household use only as it is a non-industrial product.
- 10 Please use caution and care when lifting the product to avoid personal injury and/or product damage.

## Care and maintenance

- ✓ Please periodically check all things and re-tighten as necessary.
- ✓ To clean your item, please use a damp cloth and wipe clean.
- ✓ Never allow any kind of liquid to remain on your furniture.
- ✓ Absorption can cause wood to warp or finishes to de-laminate.
- ✓ Please do not place hot items (eg. Hot drinks) directly on to the surface.
- ✓ Please do not drag and pull your furniture.

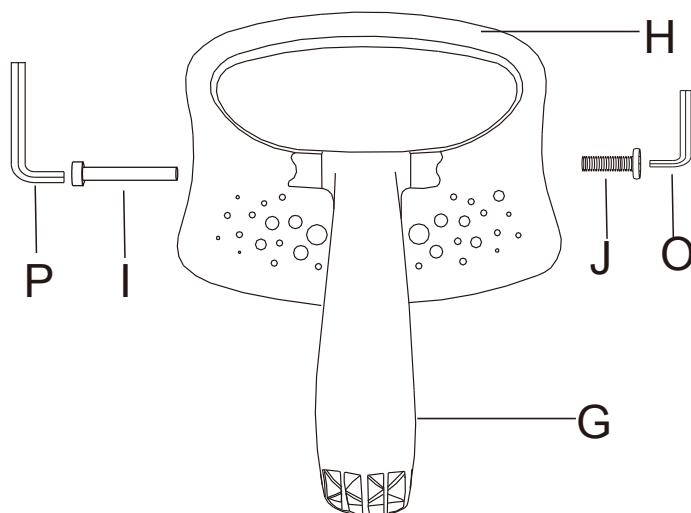
# Part Name







<div>A</div> <div></div> <div>5PCS</div>	<div>B</div> <div></div> <div>1PC</div>		
<div>C</div> <div></div> <div>1PC</div>	<div>D</div> <div></div> <div>1PC</div>		
<div>E</div> <div></div> <div>1PC</div>	<div>F</div> <div></div> <div>1PC</div>		
<div>G</div> <div></div> <div>1PC</div>	<div>H</div> <div></div> <div>1PC</div>		
<div>I</div> <div>M7×110mm</div> <div></div> <div>1PC</div>	<div>J</div> <div>M5×10mm</div> <div></div> <div>1PC</div>	<div>K</div> <div>M6×25mm</div> <div></div> <div>3PCS</div>	<div>L</div> <div>M6×18mm</div> <div></div> <div>4PCS</div>
<div>M</div> <div>M6×18*1mm</div> <div></div> <div>1PC</div>	<div>N</div> <div>M6×14*1mm</div> <div></div> <div>2PCS</div>	<div>O</div> <div>M4</div> <div></div> <div>1PC</div>	<div>P</div> <div>M5</div> <div></div> <div>1PC</div>

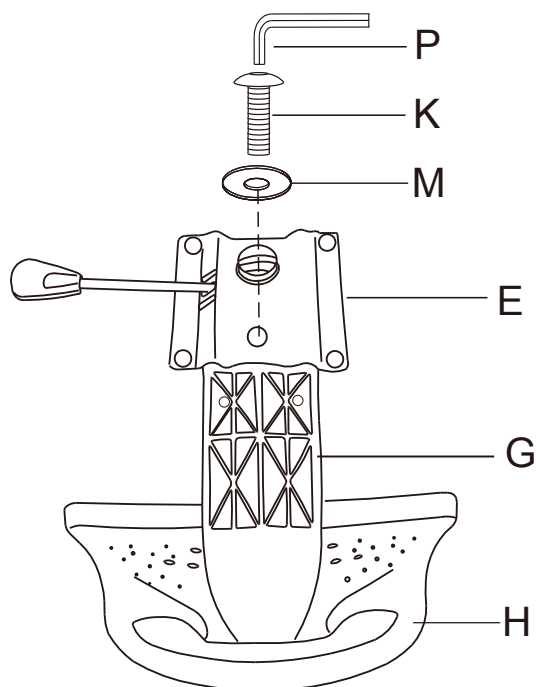
# Assembly

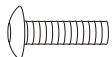


1.



I	M7×110mm	J	M5×10mm	O	M4	P	M5
							
1PC		1PC		1PC		1PC	

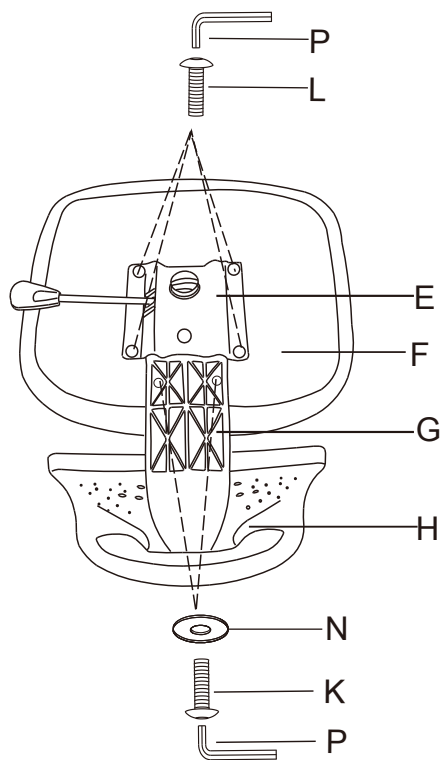
2.



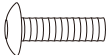



K	M6×25mm	M	M6×18*1mm	P	M5
					
1PCS		1PC		1PC	

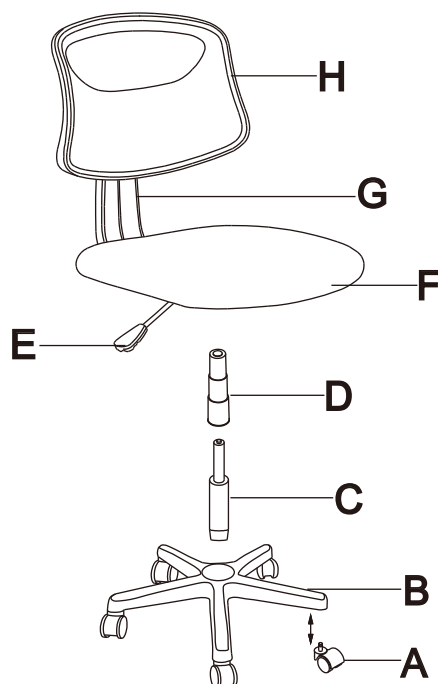
# Assembly

3.



<b>L</b> M6×18mm  <b>4PCS</b>	<b>N</b> M6×14*1mm  <b>2PCS</b>	<b>K</b> M6×25mm  <b>2PCS</b>	<b>P</b> M5  <b>1PC</b>
--	--	---	--

4.





# WORKSPACE<sup>®</sup>

## Warranty

We pride ourselves on producing a range of quality products that are both packed with features and completely reliable. We are so confident in our products, we back them up with a two year warranty. Now you too can relax knowing that you are covered.

Customer Helpline NZ: 0800 422 274  
This product is covered by two year warranty  
when accompanied by proof of purchase.